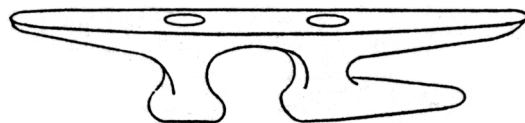


HOLLOW HERRESHOFF CLEATS

One of the hallmarks of the design genius of Nathanael Herreshoff is the hollow Herreshoff Cleat. These hollow cleats are both stronger and lighter than solid cleats.

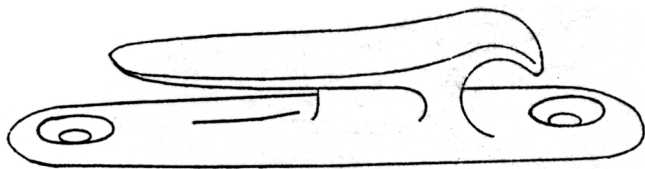
- HM0074 is 15" long, 4 1/4" wide at the base.
- HM0073 is 12" long, 3 1/2" wide at the base.
- HM3347 is 9 1/2" long, 2 3/4" wide at the base.
- HM0029 is 8" long, 2 1/4" wide at the base.
- HM4768 is 6 1/2" long, 1 3/4" wide at the base.
- HM5544 is 5 1/4" long, 1 1/2" wide at the base.
- HM0031 is 4 3/8" long, 1 1/2" wide at the base
(HM0031 is cast solid, not hollow)

JAMB CLEAT



PEDESTAL JAMB CLEAT

BB2994 (below is 3" long and is used as a general utility jamb cleat with the rolled over forward end acting as a fairlead for the line.




JAMB CLEATS are very functional where lines must be quickly cleated and released.

- BB1292 is 4 3/4" long, for up to 3/8" line.
- BB0590 is 4" long, for up to 5/16" line.
- BB2594 is 2 3/4" long, for up to 1/4" line.

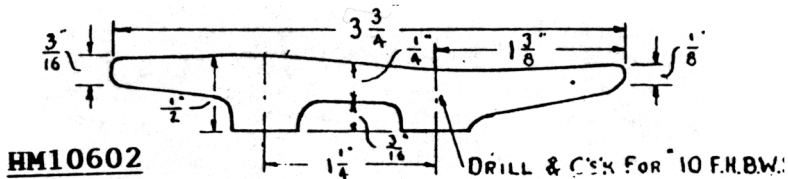
TOE JAMB CLEAT

BB2894 (below) is 3 1/2" long and is used as a utility jamb cleat.



HERRESHOFF PATTERN JAMB CLEAT

HM10602 (below) is a utility jamb cleat by Nat Herreshoff that was used in a variety of applications on most Herreshoff boats.



DETAIL OF JAMB CLEAT