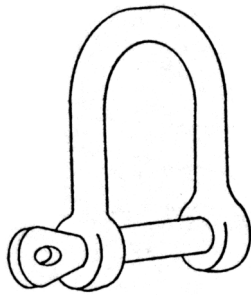



ELONGATED SHACKLE

5/16" BB2393
1/4" BB2295



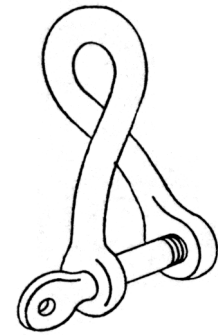
"D" SHACKLE

3/8" BB0192
5/16" BB5493
1/4" BB4393
3/16" BB2195



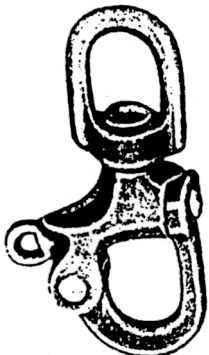
BOW SHACKLE

3/8" BB0893
5/16" BB2192
1/4" BB2093
3/16" BB1993



TWISTED SHACKLE

Used to rotate the axis of a Block by 90 degrees.
3/8" BB0995
5/16" BB0895

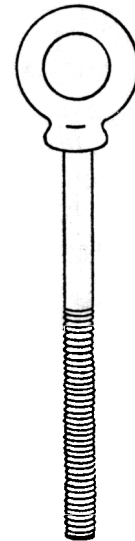


BB1693 RING SWIVEL SNAP SHACKLE

This Snap Shackle is 4½" long, 2" wide and is cast in Silicon Bronze. It is designed to be used for either sheets or halyards, or where ever quick attachment or release of a line is required.

AVAILABILITY

Most shackles and eye bolts are available in either Silicon Bronze (Tensile Strength 60,000 PSI) or in our new Alloy H.T. Bronze that has a tensile strength of 142,000 PSI. (Stainless Steel has a tensile of about 90,000 PSI)

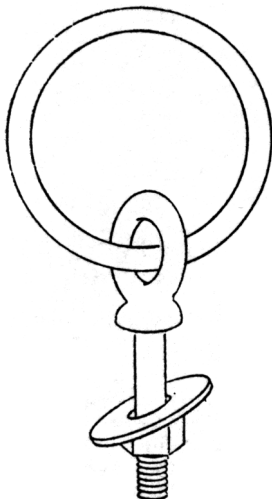


BRONZE SHOULDER EYE BOLT

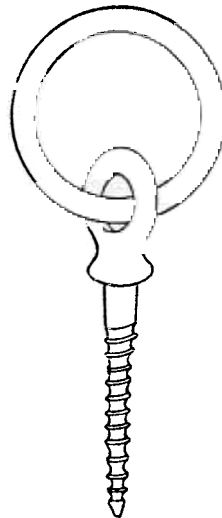
Shoulder Eye Bolts are supplied in NC thread and are available in Silicon Bronze or H.T. Bronze. The lengths listed are working lengths.

STOCK #	SIZE & LENGTH
BB0198	1/4" X 2"
BB0298	1/4" X 4"
HM4288B	5/16" X 2"
BB0697	5/16" X 4"
BB5797	3/8" X 2½"
BB2393	3/8" X 4½"
*BB4896	1/2" X 6"
*BB7897	1/2" X 8"

(* Available in H.T. Bronze Only)



SHOULDER EYE BOLT & RING
BB5793 5/16" X 1 7/16"



SHOULDER EYE LAG SCREW & RING

BB0797 5/16" X 2"
Used as an attachment to the stem of rowing boats as a convenient point of attachment for the painter